



# Green Health QR Code Application Instructions

# Content

## Part 1 Before you apply

Overview of necessary COVID-19 related tests required to enter China.....	4
Key processes.....	5
Required documents.....	8

## Part 2 Online application

Suggestions.....	12
Step 1 Three ways of accessing application platform.....	13
Step 2 Register your account.....	16
Step 3 Application portal/testing providers.....	24
Step 4 Start your application.....	25
Step 5 Fill in and upload.....	26
Step 6 Submit.....	34
Step 7 Wait for approval.....	35
Step 8 View and show.....	36

# Part 1

Before you apply

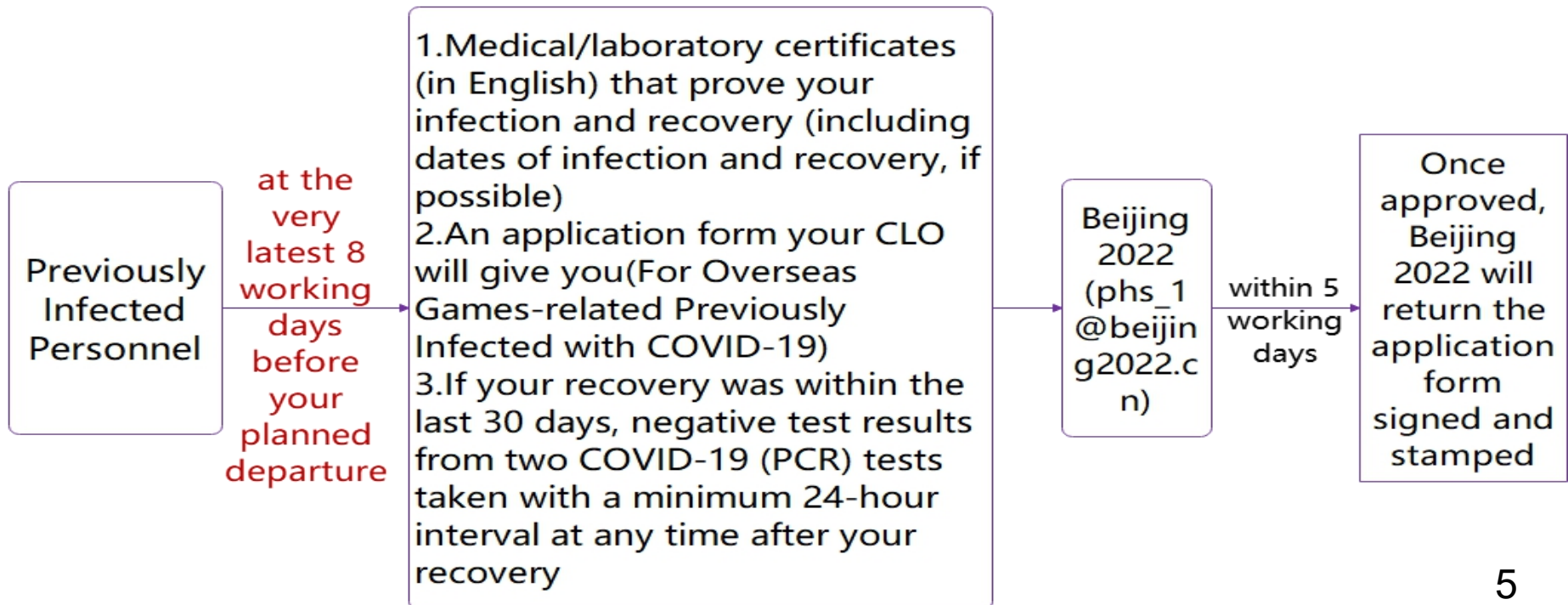
# Overview of necessary COVID-19 related tests required to enter China

COVID-19 PCR test required for travel	Full vaccination	Previous infection	Additional information required	IgM antibody test required	
Two negative test results with at least 24 hours in between, within 96 hours (including one negative test result within 72 hours) of departure time of your direct flight to China	Yes	No	N/A	No	
		Yes Recovery less than 30 days	Medical/laboratory certificate and application form  As part of the eligibility assessment, obtain negative test results from two COVID-19 (PCR) tests taken with a minimum 24-hour interval at any time after your recovery (in addition to the tests required within 96 hours of your departure to China)	No	
		Yes Recovery more than 30 days	Medical/laboratory certificate and application form	No	
	No	No	N/A		Yes One IgM antibody test within 72 hours before the departure of your flight to China (final leg of the flights, if you are travelling indirectly)
		Yes Recovery less than 30 days	Medical/laboratory certificate and application form  As part of the eligibility assessment, obtain negative test results from two COVID-19 (PCR) tests taken with a minimum 24-hour interval at any time after your recovery (in addition to the tests required within 96 hours of your departure to China)	Yes One IgM antibody test within 72 hours before the departure of your flight to China (final leg of the flights, if you are travelling indirectly)	
		Yes Recovery more than 30 days	Medical/laboratory certificate and application form	No	

# Key process 1



# Key process 2



# Key process 3-1

Bring the result (in English original/  
translated version) with you to the  
Games to help assess potential  
complex COVID-19 cases

– A list of approved testing providers can be found on the website of your Chinese Embassy/Consulate. If this list does not include a convenient provider, your CLO should liaise with Beijing 2022 to find an appropriate solution, such as accepting other testing providers of comparable quality. Beijing 2022 will review such requests and provide feedback within seven working days

– If there is no approved testing provider list on your Chinese Embassy/Consulate website, you can choose a local qualified testing facility that meets the requirements for testing, as also specified on the website

If you  
have not  
previously  
been  
infected  
with  
COVID-19

with a  
minimum  
24-hour  
interval

a COVID-19 (PCR)  
test within 96 hours  
before the departure  
of your flight to  
Beijing (final leg of  
the flights, if you are  
travelling indirectly)  
This test can be  
taken at any  
recognised testing  
facility in your  
country

- a COVID-19 (PCR) test within 72 hours of the departure of your flight to China (final leg of the flights, if you are travelling indirectly). This test must be done by a testing provider approved by your Chinese Embassy/Consulate
- an IgM Antibody Test within 72 hours of the departure of your flight to China (if you are not fully vaccinated at least 14 days prior to departure) (same requirements as mentioned above).

<https://hrhk.cs.mfa.gov.cn/H5/>, apply for Green Health QR Code

# Key process 3-2

If you have previously been infected with COVID-19

Complete key process 2

a COVID-19 (PCR) test within 96 hours before the departure of your flight to China (final leg of the flights, if you are travelling indirectly). This test can be taken at any recognised testing facility in your country

with a minimum 24-hour interval

Bring the result (in English original/ translated version) with you to the Games to help assess potential complex COVID-19 cases

**Recovery more than 30 days**  
a COVID-19 (PCR) test within 72 hours of the departure of your flight to China (final leg of the flights, if you are travelling indirectly). This test must be done by a testing provider approved by your Chinese Embassy/ Consulate

## Recovery less than 30 days

- a COVID-19 (PCR) test within 72 hours of the departure of your flight to China (final leg of the flights, if you are travelling indirectly). This test must be done by a testing provider approved by your Chinese Embassy/Consulate
- **an IgM Antibody Test within 72 hours before departure of your flight to China.(if you are not fully vaccinated at least 14 days prior to departure)(same requirements as mentioned above)**

<https://hrhk.cs.mfa.gov.cn/H5/>, apply for Green Health QR Code

# Required documents

- Valid passport or other travel document
- Games accreditation (PVC or OIAC/PIAC) or visa with invitation letter from Beijing 2022
- Test result certificate of test taken within 72 hours of your departure flight to China from a provider approved by your Chinese Embassy/Consulate
- Test result certificate of an IgM antibody test, if required
- If you have previously been infected with COVID-19, approved application form signed and stamped by Beijing 2022
- Flight itinerary
- Vaccination Certificate



# Sample document:

Approved application form **signed and stamped** by Beijing 2022

'For Overseas Games-related Personnel Previously Infected with COVID-19'

**北京 2022 年冬奥会和冬残奥会  
涉冬奥境外新冠肺炎既往感染者声明**  
For Overseas Games-related Personnel Previously Infected with COVID-19

编号 No. : □□□□□□□□□□□□

姓名 Name		性别 Gender		国籍 Nationality	
护照号 Passport No.		PVC卡号 PVC No. (If applicable)		始发国 Country of Departure	
末次阳性检测时间 Time of Your Last Positive Test Result		首次转阴检测时间 Time Your Test Result First Turned Negative		中转国 (如有请提供) Country of Transfer (If Any)	
计划来华时间 Planned Departure Time for China		首次转阴时间至 计划登机来华时间间隔 Duration (days) between Your Test Result First Turned Negative and your Departure Flight Time			天 Days

本人承诺：所提供的全部信息及材料真实可靠，如存在虚假瞒报，本人将承担全部责任。  
I declare that all the information and materials I provide hereby are true and reliable. Should I make any false or under-reporting, I will bear all the related consequences.


申请人签字： \_\_\_\_\_ 签字日期： \_\_\_\_\_  
Signature : \_\_\_\_\_ Date: Monday \_\_\_\_\_

北京冬奥组委填写

→ The items below completed by Beijing 2022

经审核，申请人所提交材料 符合 (符合/不符合)《北京 2022 年冬奥会和冬残奥会涉冬奥境外新冠肺炎既往感染者材料审核流程》要求。请于不迟于上述表格中“计划来华时间”来华。

签发人： \_\_\_\_\_ 签发机构：北京冬奥组委疫情防控办公室  
日期： \_\_\_\_\_ (北京冬奥组委运动会服务部代章)



# PVC

180mmx122mm

BEIJING 2022  
Protection de photo  
Photo protection  
照片保护

Ac  
国家(地区)奥委会

MENG DONGXUE  
梦冬雪  
CHIEF DE MISSION  
代表团团长  
PEOPLE'S REPUBLIC OF CHINA  
中国

1234567-01

ALL OLV OFH BRO MPC  
ZPC

H 2456R

Image de sécurité  
Security image  
防伪图案

Hologramme  
Hologram  
全息图

Image de sécurité  
Security image  
防伪图案

Photo du titulaire  
Holder's photo  
持卡人照片

Numéro de visa  
Visa number  
签证号码

Numéro d'accréditation  
et numéro de version  
Registration number &  
Card Version number  
注册号和证件版本号

Numéro de pièce d'identité  
ID number  
身份证件号码

# Invitation Letter from Beijing 2022

MD1100072021083060

## 邀请函 (PU)

Invitation Letter (PU)

编号/No.: MD1100072021083060

此函仅限申请人前往中华人民共和国驻乌克兰大使馆申请签证时使用。  
Please apply forthwith for visa at the Embassy of P.R.China in Ukraine with this letter.

邀请单位名称 Name of Invitation Unit		北京2022年冬奥会和冬残奥会组织委员会			
被邀请人情况 Information of the Invited					
外文姓名 Full Name	性别 Sex	出生日期 Date of Birth	国籍 Nationality	护照号码 Passport No.	
1 OLV	男				
申请签证有效期 Validity of Visa Intended to Apply	拟入境次数 Number of Entries	最长停留天数 Longest Stay			
3个月	1次	30			
拟入境日期 Date of First Entry	访问地点 Places to Visit	事由 Purpose of Visit			
2021-10-04	北京	交流、访问、考察等			
联系人 Contact Person	邀请单位盖章及负责人签署 Seal and Signature				
米天光	 2021年 08月 30日 Year Month Day				
电话 Tel					66680320
传真 Fax					66680314
邮箱 E-mail					mitianguang@beijing2022.cn

注:1.本函限五人使用。不足五人的空白部分, 请对角划一斜线。超出五人另行出函。有效期三个月。  
Notes: 1. This letter is for 5 people at most. Please cross a diagonal in the blank space if there are less than 5 people. For more than 5 people, please issue another one. Valid for three months.

# Part 2

# Online application

# Suggestions

**Please register an account first (Step 1, 2), and check the testing providers approved by Chinese Embassy/Consulate (Step 3).**

**Please keep your account and password safe,** read the policy and key processes, prepare all the required documents before you apply.


# Step 1 Three ways of accessing application platform

---

1. Visit the website:

<https://hrhk.cs.mfa.gov.cn/H5/>

# 2. Use 'My2022' app

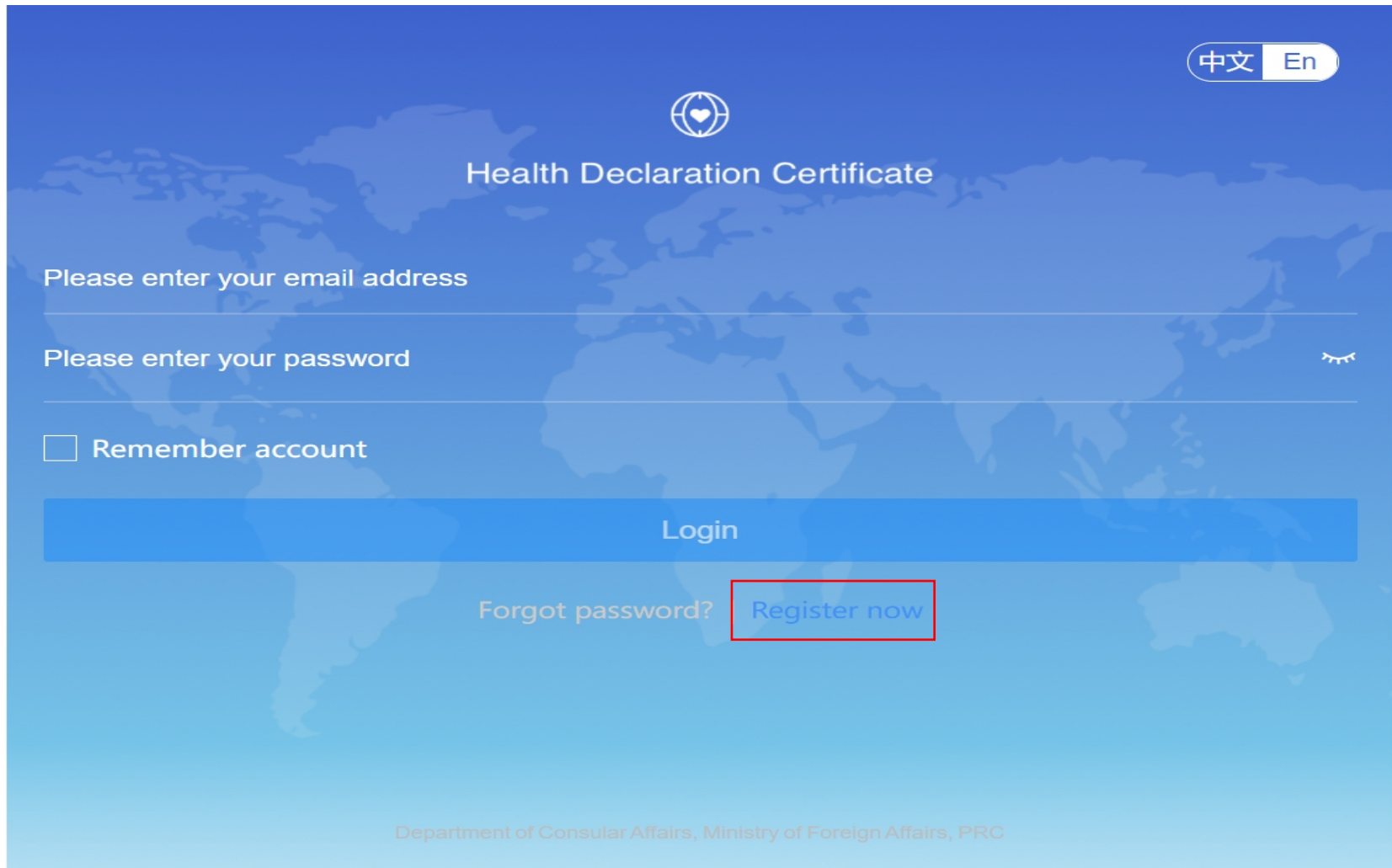


# 3. Scan the QR Code



[HDC application platform](#)

## Step 2 Register an account and login. Click 'Register now', if it is the first time you use it.



The screenshot shows a web interface for a 'Health Declaration Certificate'. At the top right, there are language selection buttons for '中文' and 'En'. In the center, there is a globe icon with a heart inside, and the title 'Health Declaration Certificate'. Below the title, there are two input fields: 'Please enter your email address' and 'Please enter your password'. To the right of the password field is an eye icon for toggling visibility. Below the input fields is a checkbox labeled 'Remember account'. A large blue button labeled 'Login' is positioned below the checkbox. At the bottom, there are two links: 'Forgot password?' and 'Register now', with the latter highlighted by a red rectangular box. At the very bottom, the text 'Department of Consular Affairs, Ministry of Foreign Affairs, PRC' is visible.

中文 En

Health Declaration Certificate

Please enter your email address

Please enter your password

Remember account

Login


Forgot password? [Register now](#)

Department of Consular Affairs, Ministry of Foreign Affairs, PRC



# Step 2 - 1 Type your email address and click 'Get the verification code'

中文 En



## Health Declaration Certificate

xxx@xx.com

Email verification code

**Get the verification code**

I have read and agreed with the [personal information and privacy protection policy](#).

**The next step**

[I have an account, Login directly](#)

Department of Consular Affairs, Ministry of Foreign Affairs, PRC


# Step 2 - 2

Check your e-mail inbox to find your 'E-mail verification code'. If nothing appears, check your spam/junk folder, or try another email.



# Step 2 - 3 Enter the code as requested on the form

中文 En



Health Declaration Certificate

xxx@xx.com

**Email verification code**  
Please enter the mailbox verification code

[Get the verification code](#)

I have read and agreed with the [personal information and privacy protection policy](#)

[The next step](#)

[I have an account, Login directly](#)

Department of Consular Affairs, Ministry of Foreign Affairs, PRC

# Step 2 - 4

Tick the box to confirm you accept the terms and conditions; click 'The next step'

中文 En



## Health Declaration Certificate

xxx@xx.com

Email verification code

Please enter the mailbox verification code

Resend after 30s

I have read and agreed with the personal information and privacy protection policy

The next step

I have an account, [Login directly](#)

Department of Consular Affairs, Ministry of Foreign Affairs, PRC

**Step 2 - 5** Create a password. This will be used to log in for future use (for example, to view your green QR code)

中文 En

Health Declaration Certificate

Please enter the password (8-20 characters, should includes capital and lower-case letter)

Please enter the password again

Registration

Department of Consular Affairs, Ministry of Foreign Affairs, PRC

# Step 2 - 6 Select either 'Foreign' or 'Chinese' passengers

中文 En

**Please select this account to proceed**

Foreign Passengers apply for Health Declaration Form

Chinese passengers apply for Green Health Code

confirm

# Step 2 - 7 Complete the security questions, and select 'submit'

中文 En

## Fill in the security questions

For the security of your account, please fill in the security questions.

In order not to forget, please fill in the real information so to help you retrieve the password by answering questions.

1.What's your mother's name?

Please enter your answer

2.Who is your first favorite star?

Please enter your answer

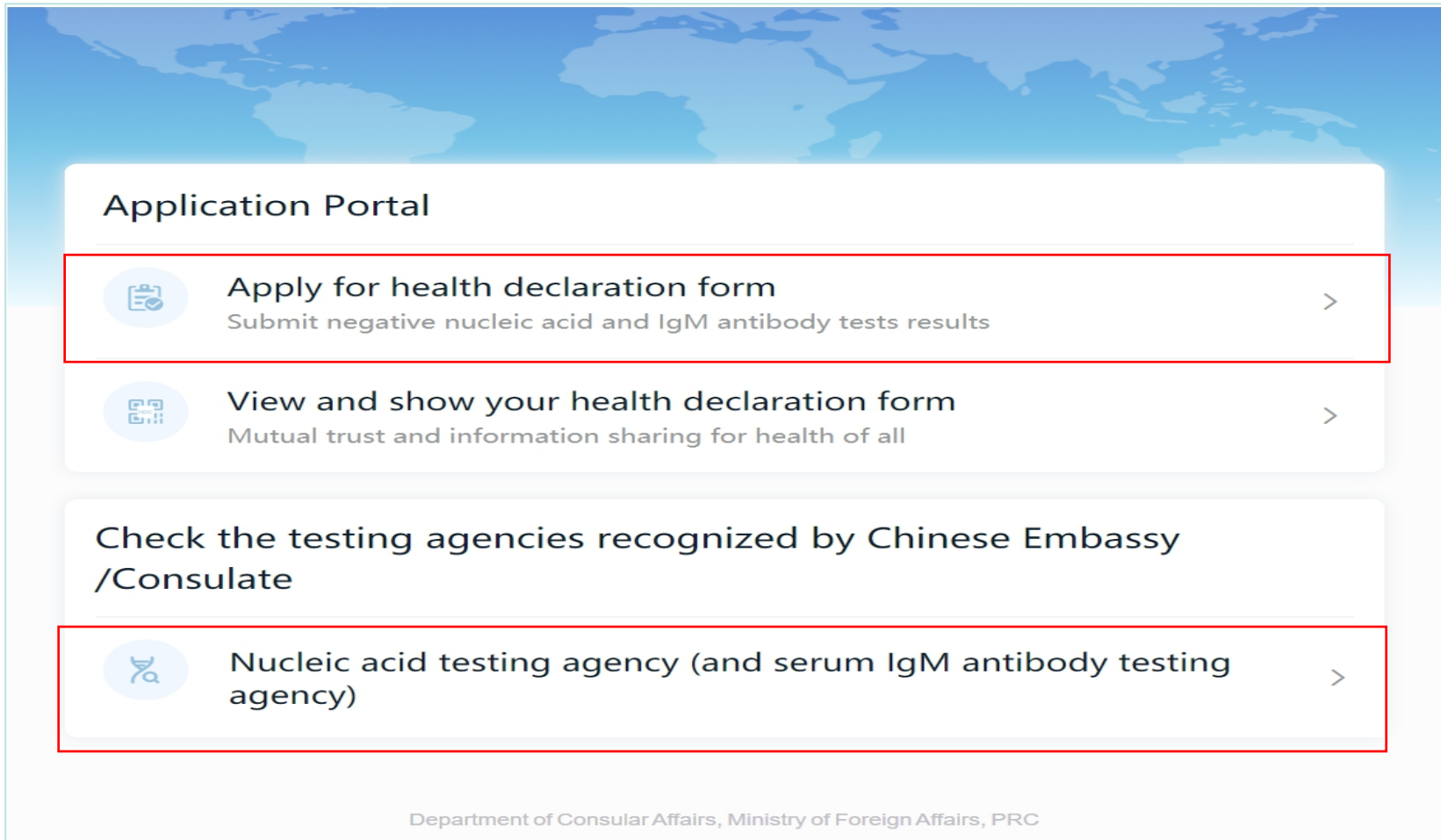
3.What is the name of your first teacher?

Please enter your answer

submit

# Step 3

Select 'Apply for health declaration form'. You can also check the testing providers approved by Chinese Embassy/Consulate here.



The screenshot displays a web interface titled "Application Portal" with a world map background. It features two main sections. The first section, "Application Portal", contains two items: "Apply for health declaration form" (with a clipboard icon) and "View and show your health declaration form" (with a QR code icon). The second section, "Check the testing agencies recognized by Chinese Embassy /Consulate", contains one item: "Nucleic acid testing agency (and serum IgM antibody testing agency)" (with a DNA helix icon). Red boxes highlight the first and third items. At the bottom, it reads "Department of Consular Affairs, Ministry of Foreign Affairs, PRC".

Application Portal

- Apply for health declaration form  
Submit negative nucleic acid and IgM antibody tests results
- View and show your health declaration form  
Mutual trust and information sharing for health of all

Check the testing agencies recognized by Chinese Embassy /Consulate

- Nucleic acid testing agency (and serum IgM antibody testing agency)

Department of Consular Affairs, Ministry of Foreign Affairs, PRC



# Step 4 You can either apply for yourself or for others.



# Step 5 Fill in the form and upload the required documents

---

- Personal Information
- Flight Itinerary Details
- Other Information

# Step 5 - Personal Information

While submitting Personal Information, if “ID card authentication failed” appears, please change the “type of document” to “others”, and upload the photo of your Valid passport or other travel document and PVC/Visa again.


The screenshot shows a dark-themed form titled "Personal information". It contains the following fields:


- \* Name**: BEIJING OWG TEST
- \* Type of document**: others (highlighted with a red box). To the right is a "Select" button (also highlighted with a red box).
- \* Other document numbers**: Please fill in
- \* Upload a picture of the document photo page**: A button with a "+" sign.

Below the form, a dropdown menu is open, showing three options: "passport", "travel document", and "others" (highlighted with a red box).

# Step 5 - Flight itinerary

Please type in the city of entry: **Beijing**



Apply for my health declaration form 

Flight itinerary details (Make sure to fill in your complete itinerary according to the flight sequence. Failure to comply with this request may affect your application for the Health Declaration Certificate)

\* Origin country where your journey starts  
Please select Select

\* No. of flight departing the origin country  
Please fill in


\* Time of flight departing the origin country  
Please select the time of flight departing the origin country Select


Add flight transfer country (if applicable )

\* City of Entry  
Designated city of first point of entry in China  
Please type in the city of entry in China

# Step 5 - Other information

Select 'Overseas 2022 Olympic and Paralympic Winter Games related Personnel', and upload required documents



Apply for my health declaration form 


## Other information

\* Overseas 2022 Olympic and Paralympic Winter Games related Personnel or not

Overseas 2022 Olympic and Paralympic Winter Games related Personnel  Others

\* Upload photos of PVC or Invitation Letter from BOCOG 2022(PU Letter) and Declaration for Overseas Games-related Personnel Previously Infected with COVID-19 if applicable

The size of one picture cannot exceed 10M,if upload failed, it is recommended to use jpg/jpeg format



## Step 5 - Other information

If you don't need an IgM anti-body test, please select 'Have not received the COVID-19 serum IgM antibody test'

\* Please select your COVID-19 serum IgM antibody test result



Tested positive for COVID-19 serum IgM antibody

Tested negative for COVID-19 serum IgM antibody

Have not received the COVID-19 serum IgM antibody test


# Step 5 - Other information


Upload “within 72 hour” COVID-19 PCR test result, “within 72 hour” IgM test result(if applicable). If you are a Chinese passenger, you should also upload photos of PVC or Invitation Letter from Beijing 2022(PU Letter) and Declaration for Overseas Games-related Personnel Previously Infected with COVID-19 if applicable.

Apply for my health declaration form


Please select the sampling date for nucleic acid testing (and serum IgM antibody testing) [Select](#)

\* Please upload pictures of your negative certificate of nucleic acid test and certificate of serum IgM antibody test  
The size of one picture cannot exceed 10M. If upload failed, it is recommended to use jpg/jpeg format







\* Please upload pictures of your travel itinerary and certificate of residence in the country where you live  
Or other pictures required  
(The size of one picture cannot exceed 10M. If upload failed, it is recommended to use jpg/jpeg format)



# Step 5 - Other information


Upload the flight itinerary here. If you are entering China as a Games participant, you only need to upload the listed documents on [page 4](#), you don't need to upload, for example, a certificate of residence.

 **Apply for my health declaration form** 

Please select the sampling date for nucleic acid testing (and serum IgM antibody testing) [Select](#)



\* Please upload pictures of your negative certificate of nucleic acid test and certificate of serum IgM antibody test

The size of one picture cannot exceed 10M. If upload failed, it is recommended to use jpg/jpeg format



\* Please upload pictures of your travel itinerary and certificate of residence in the country where you live



Or other pictures required  
(The size of one picture cannot exceed 10M. If upload failed, it is recommended to use jpg/jpeg format)



# Step 5 - Other information

The certificate should include all information of your vaccine. In case that you have more than one certificate, you should upload photos of all your certificates. **If you need two shots to be fully vaccinated, then the second shot is the final vaccine shot. The booster vaccine shot certificate is not required to upload here.**

 **Apply for my health declaration form** 

\* Have you got a COVID-19 vaccination?

Yes  No

\* Please select the manufacturer of the vaccines you have been injected with

Please select the manufacturer of the vaccines you have been injected with [Select](#)



\* Please select the time of your final vaccine shot

With most COVID-19 vaccines, you will normally need two shots in order for them to work.

Please select the time of your final vaccine shot [Select](#)



\* Please upload a photo of your vaccination certificate

The size of one picture cannot exceed 10M.

# Step 6

When you complete all the items, click 'Submit'. Your Chinese Embassy/Consulate will process the form, which will take several hours.

 **Apply for my health declaration form** 

\* Have you ever tested positive in an IgM antibody test? If you have, please provide the sampling date.

Yes  No

---

\* Have you ever been confirmed as a COVID-19 patient? If you have, please provide the diagnosis date and the discharge date (if applicable).

Yes  No

---

\* Have you ever been in close contact with a confirmed COVID-19 patient or an asymptomatic person? If you have, please provide the date(s) of your latest contact with the patient and/or the asymptomatic person.

Yes  No

---

\* Have you had a fever, cough, diarrhea or other symptoms of a possible COVID-19 infection during the past 14 days?

Yes  No

[Submit](#)

**Step 7** Once your data has been approved, the QR code will change from orange to green. Keep the browser session open and do not close the application. You will receive an email notification from the system to confirm you have the green QR code; refresh the webpage for it to appear.



'Beijing Organising Committee for the 2022 Olympic and Paralympic Winter Games'

# Step 8 View and show the QR code

Once you get a green QR code, keep a screenshot of the green QR code on your mobile phone for the check-in at the airport (you may also wish to print it out for additional certainty). You may also be asked to log-in to show the live QR code at check-in at the airport.

